


How to Create FE Homeowner's Account

Step 1: Submit Request for account

- From Internet web browser, go to www.fairway-estates.org
- On home page, Click "Create a Fairway Estates Homeowner's Account"



- Type in Name, Address, Phone Number, and Email. Click Send.

Homeowner's Account Form

Name *

Address *

Phone No. *

Email *

Step 2: Confirm your email.

- Fairway Estates Board members will receive your request. Once they verified your information, they will approve your request and you will receive an email confirmation.
- Click "Confirm your Email"

Hi there,

Congrats! Your site member request was approved.

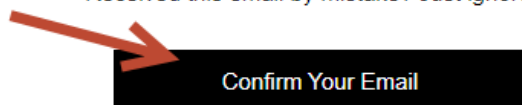
You're now a member of: **fairwayestates.**

To confirm your email , click the link below:

<http://wix.to/nMCYAPc>

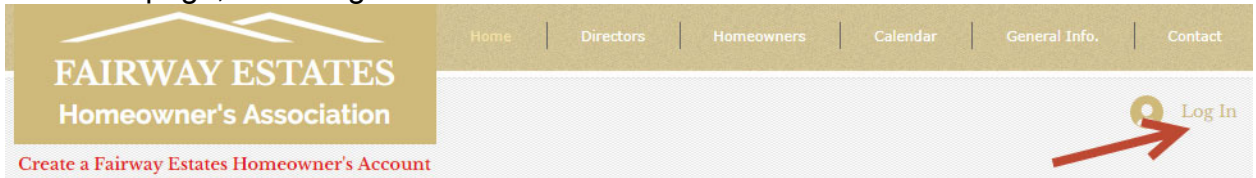
If you have any questions, contact the site owner.

Received this email by mistake? Just ignore it!



Step 3. To Set your Password for the First time

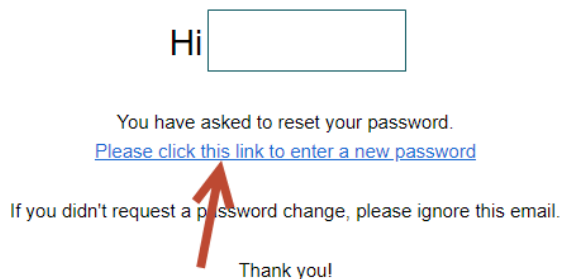
- a. From Internet web browser, go to www.fairway-estates.org
- b. On home page, Click Login



- c. At the login screen, click “Forgot password”

- d. Type in your email address and click “Reset Password”

- e. Check your email and open the “Reset Your Password” email.



- f. Click “Please Click this link to enter a new password”.